

High Current Connectors - UHV 50-KH/KH - 2130169

Please be informed that the data shown in this PDF Document is generated from our Online Catalog. Please find the complete data in the user's documentation. Our General Terms of Use for Downloads are valid (<http://download.phoenixcontact.com>)



Universal terminal block with screw connection, cross section: 25 - 50 mm², AWG: 6 - 1/0, width: 32 mm, color: gray


The illustration shows a combination of versions UHV 50-AS/AS, UHV 50-KH/AS and UHV 50-KH/KH

Product Features

- ✓ The comprehensive range of accessories, such as the connection rail for cross connection, ensures safe and user-friendly wiring of conductors up to 240 mm²
- ✓ The UHV ... high-current connectors are available in several versions
- ✓ Versions are available with a cable lug or direct connection and there is a mixed version of both connection methods



Key commercial data

Packing unit	1 1
GTIN	 4 017918 052942
Weight per Piece (excluding packing)	169.62 GRM
Custom tariff number	85369010
Country of origin	India

Technical data

General

Number of levels	1
Number of connections	2
Color	gray
Insulating material	PA-F
Inflammability class according to UL 94	HB
Rated surge voltage	8 kV

High Current Connectors - UHV 50-KH/KH - 2130169

Technical data

General

Pollution degree	3
Surge voltage category	III
Insulating material group	II
Connection in acc. with standard	IEC 60947-7-1
Nominal current I_N	150 A
Nominal voltage U_N	1000 V
Open side panel	nein

Dimensions

Length	113.5 mm
Width	32 mm
Height NS 35/15	78 mm

Connection data

Conductor cross section solid min.	16 mm ²
Conductor cross section solid max.	50 mm ²
Conductor cross section stranded min.	25 mm ²
Conductor cross section stranded max.	50 mm ²
Conductor cross section AWG/kcmil min.	6
Conductor cross section AWG/kcmil max	1/0
Conductor cross section stranded, with ferrule without plastic sleeve min.	25 mm ²
Conductor cross section stranded, with ferrule without plastic sleeve max.	50 mm ²
Conductor cross section stranded, with ferrule with plastic sleeve min.	25 mm ²
Conductor cross section stranded, with ferrule with plastic sleeve max.	50 mm ²
2 conductors with same cross section, solid min.	10 mm ²
2 conductors with same cross section, solid max.	16 mm ²
2 conductors with same cross section, stranded min.	10 mm ²
2 conductors with same cross section, stranded max.	16 mm ²
2 conductors with same cross section, stranded, ferrules without plastic sleeve, min.	10 mm ²
2 conductors with same cross section, stranded, ferrules without plastic sleeve, max.	16 mm ²
Stripping length	26 mm
Screw thread	M6
Tightening torque, min	6 Nm
Tightening torque max	8 Nm
Connection method	Bolt connection
Connection in acc. with standard	DIN 46,235
Min. cross section	16 mm ²

High Current Connectors - UHV 50-KH/KH - 2130169

Technical data

Connection data

Max. cross section	50 mm ²
Tightening torque, min	25 Nm
Tightening torque max	30 Nm
Connection in acc. with standard	DIN 46 234
Min. cross section	6 mm ²
Max. cross section	50 mm ²
Tightening torque, min	25 Nm
Tightening torque max	30 Nm
Power rail	20 mm x 3 mm

Classifications

eCl@ss

eCl@ss 4.0	27141120
eCl@ss 4.1	27141120
eCl@ss 5.0	27141120
eCl@ss 5.1	27141120
eCl@ss 6.0	27141120
eCl@ss 7.0	27141120
eCl@ss 8.0	27141120

ETIM

ETIM 2.0	EC000897
ETIM 3.0	EC000897
ETIM 4.0	EC000897
ETIM 5.0	EC000897

UNSPSC

UNSPSC 6.01	30211811
UNSPSC 7.0901	39121410
UNSPSC 11	39121410
UNSPSC 12.01	39121410
UNSPSC 13.2	39121410

Approvals

Approvals

High Current Connectors - UHV 50-KH/KH - 2130169

Approvals

Approvals

CSA / UL Recognized / GOST / GL / PRS / GOST

Ex Approvals

Approvals submitted

Approval details

CSA		
	B	C
mm ² /AWG/kcmil	6	6
Nominal current I _N	125 A	125 A
Nominal voltage U _N	600 V	600 V

UL Recognized	
mm ² /AWG/kcmil	6
Nominal current I _N	150 A
Nominal voltage U _N	600 V

GOST

GL

PRS

GOST

High Current Connectors - UHV 50-KH/KH - 2130169

Accessories

Accessories

Cover

Covering hood - UHV 50-AH - 2130444



Covering hood, Width: 28.8 mm, Height: 59 mm, Color: gray

End block

End clamp - E/AL-NS 32 - 1201659



End clamp, for end support of UKH 50 - UKH 240, is pushed onto DIN rail NS 32 and fixed with 2 screws, width: 10 mm, color: Aluminum

End clamp - E/AL-NS 35 - 1201662



End clamp, for end support of UKH 50 to UKH 240, is pushed onto DIN rail NS 35 and fixed with 2 screws, width: 10 mm, color: aluminum

Flange

End clamp - UHV -E - 2130428



End clamp, Width: 5.2 mm, Color: gray

Labeled terminal marker

High Current Connectors - UHV 50-KH/KH - 2130169

Accessories

Zack marker strip - ZB 10 CUS - 0824941



Zack marker strip, Can be ordered: Strip, white, Labeled according to customer specifications, Mounting type: Snap into tall marker groove, For terminal block width: 10.2 mm, Lettering field: 10.15 x 10.5 mm

Marker for terminal blocks - UC-TM 10 CUS - 0824605



Marker for terminal blocks, Can be ordered: By sheet, white, Labeled according to customer specifications, Mounting type: Snap into tall marker groove, For terminal block width: 10.2 mm, Lettering field: 9.6 x 10.5 mm

Marker for terminal blocks - UCT-TM 10 CUS - 0829623



Marker for terminal blocks, Can be ordered: By sheet, white, Labeled according to customer specifications, Mounting type: Snap into tall marker groove, For terminal block width: 10.2 mm, Lettering field: 8.9 x 9.6 mm

Mounting material

Insertion profile - UKH 50 EP - 3009228



Insertion profile, Color: silver

Mounting rail

DIN rail - NS 32 PERF 2000MM - 1201002



G-profile DIN rail, material: Steel, perforated, height 15 mm, width 32 mm, length 2 m

High Current Connectors - UHV 50-KH/KH - 2130169

Accessories

DIN rail - NS 32 UNPERF 2000MM - 1201015



G-profile DIN rail, material: Steel, unperforated, height 15 mm, width 32 mm, length 2 m

Partition plate

Separating plate - UHV -TP1 - 2130402



Separating plate, Width: 2 mm, Height: 67.5 mm, Color: gray

Screwdriver tools

Screwdriver - SZS 1,2X8,0 VDE - 1205082



Screwdriver, slot-headed, VDE insulated, size: 1.2 x 8.0 x 175 mm, 2-component grip, with non-slip grip

Terminal marking

Marker cards - SBS10:UNBEDRUCKT - 1007248



Marker cards, Card, white, Unlabeled, Can be labeled with: Plotter, Perforated, Mounting type: Snap into tall marker groove, Snap into flat marker groove, For terminal block width: 10 mm, Lettering field: 6 x 10.1 mm

High Current Connectors - UHV 50-KH/KH - 2130169

Accessories

Zack marker strip - ZB 10:UNBEDRUCKT - 1053001



Zack marker strip, Strip, white, Unlabeled, Can be labeled with: Plotter, Mounting type: Snap into tall marker groove, For terminal block width: 10.2 mm, Lettering field: 10.5 x 10.15 mm

Marker for terminal blocks - UC-TM 10 - 0818069



Marker for terminal blocks, Sheet, white, Unlabeled, Can be labeled with: BLUEMARK CLED, BLUEMARK LED, Plotter, Mounting type: Snap into tall marker groove, For terminal block width: 10.2 mm, Lettering field: 9.6 x 10.5 mm

Marker for terminal blocks - UCT-TM 10 - 0829142



Marker for terminal blocks, Sheet, white, Unlabeled, Can be labeled with: THERMOMARK CARD PLUS, THERMOMARK CARD, BLUEMARK CLED, BLUEMARK LED, Mounting type: Snap into tall marker groove, For terminal block width: 10.2 mm, Lettering field: 8.9 x 9.6 mm

Drawings

Pictogram

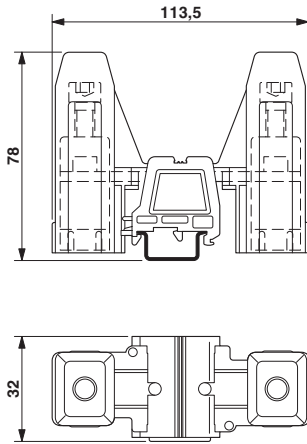


Circuit diagram

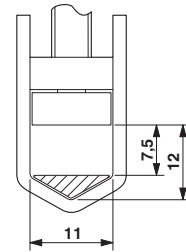


High Current Connectors - UHV 50-KH/KH - 2130169

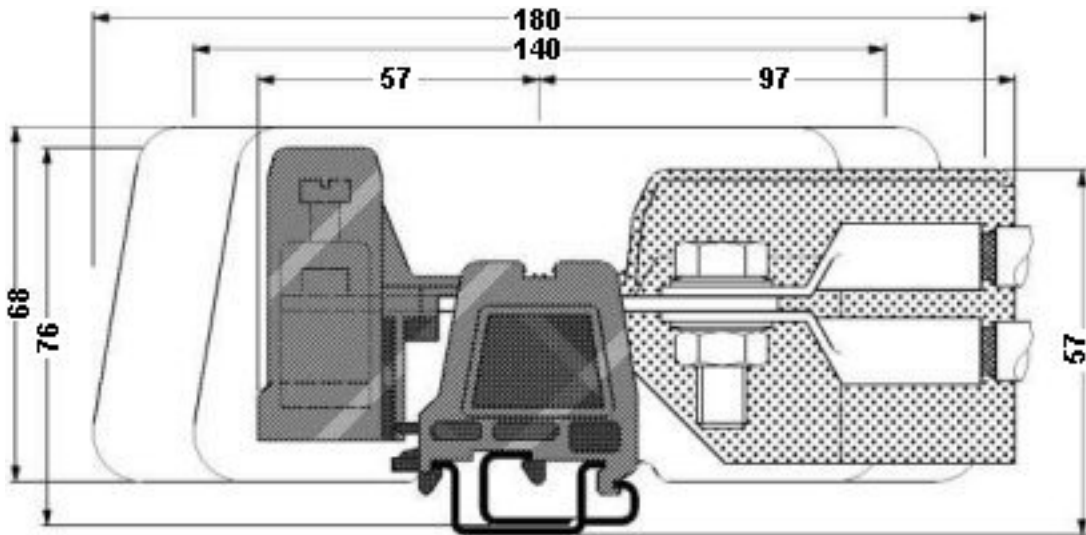
Dimensioned drawing



Dimensioned drawing

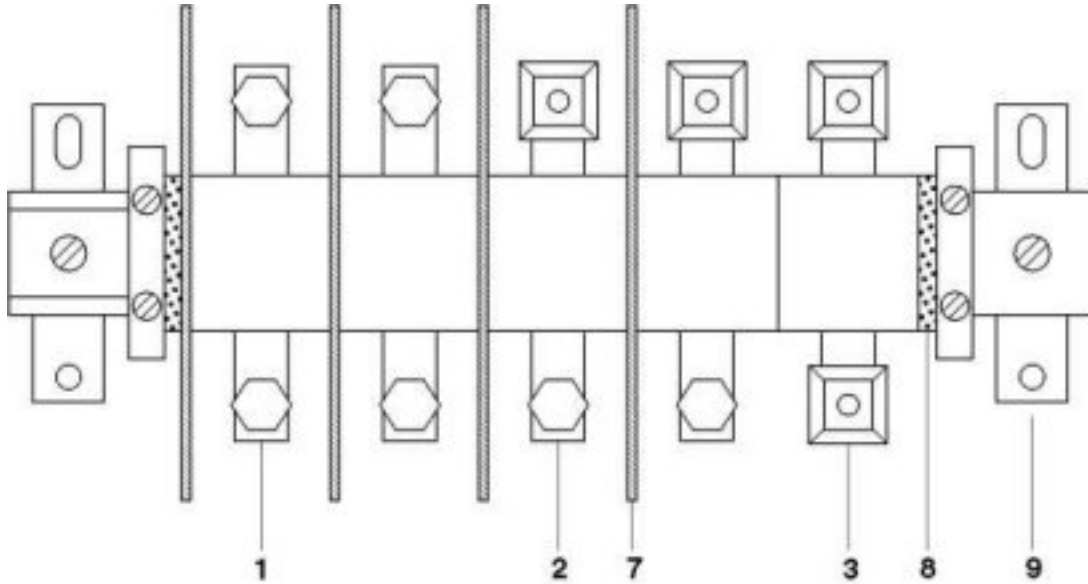


Dimensioned drawing



High Current Connectors - UHV 50-KH/KH - 2130169

Circuit diagram



- 1 = high current connector, AS screw set on both sides
- 2 = high current connector, terminal sleeve KH on one side, screw set AS on the other side
- 3 = high current connector, terminal sleeves KH on both sides, for direct cable connection
- 7 = separating plate
- 8 = end piece
- 9 = flat bracket