


MODEL AVMR - RELAY TERMINAL BLOCKS



 **UL Recognized Component,**
 File #E171375

DESCRIPTION

RLC relay terminal blocks are only 6.2 mm wide, but provide a complete relay interface with:

- * 2 layer double contact with hard gold plating for universal applications from 1 mA to 3 A continuous current
- * isolation between input and output of 2 kV rms
- * input voltage of 24 VAC/DC
- * LED to indicate the switching status
- * damping and polarity protection functions by means of bridge rectifiers on the input side

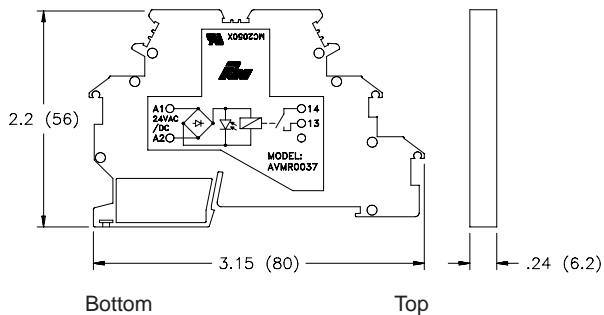
The relay terminal blocks are equipped with the newest development in electromechanical miniature relays. Two versions are available for opposing signal directions. The input and output relays can be differentiated by the LEDs that are arranged on the respective side of the coil.

SPECIFICATIONS

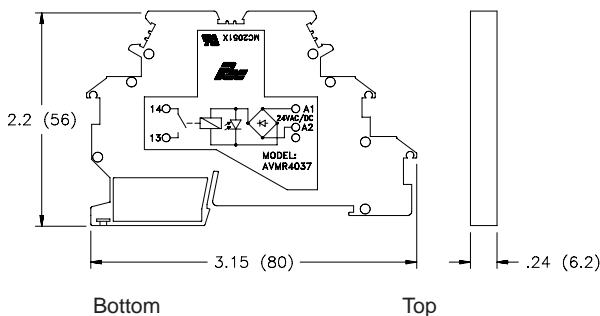
1. **COIL SIDE:**
 - Input Nominal Voltage:** 24 VAC/DC
 - Permissible Range of Nominal Voltage:** 0.8 to 1.1
 - Typ. Input Current with Nominal Voltage:** 6.5 mA
 - Typ. Operate Time with Nominal Voltage:** 5 msec
 - Typ Release Time with Nominal Voltage:** 15 msec
2. **CONTACT SIDE:**
 - Contact Type:** Double Contact, Form A
 - Contact Material:** AgNi, 5µm hard gold plated
 - Max. Contact Voltage:** 250 VAC/ 30 VDC
 - Min. Contact Voltage:** 5 V
 - Max. Inrush Current:** 5 A
 - Limiting Continuous Current:** 3 A
 - Min. Switching Current:** 1 mA
 - Max. Power Rating:** 72 W
3. **ISOLATION VOLTAGE:**
 - Winding to Contact:** 2 kV, 50 Hz, 1 minute
4. **AMBIENT TEMPERATURE RANGE:** -20 to +50°C
5. **NOMINAL OPERATING MODE:** 100% duty cycle
6. **MECHANICAL LIFE:** 20 million cycles
7. **CONSTRUCTION:** Case body is green, high impact plastic.
8. **CONNECTIONS:** 14 AWG max., Torque 5-7 in-lb.
9. **MOUNTING:** Standard DIN Top hat (T) profile rail according to EN50022 - 35 x 7.5 and 35 x 15.
10. **WEIGHT:** 0.704 oz. (19.96 g)

DIMENSIONS "In inches (mm)"

INPUT - AVMR0037



OUTPUT - AVMR4037



ORDERING INFORMATION

MODEL NO.	DESCRIPTION	PART NUMBER
AVMR	INPUT	AVMR0037
	OUTPUT	AVMR4037

BLOCK DIAGRAMS

