NUMBER C-179485

三角法 (3rd ANGLE PROJECTION)

METRIC

PROJ NO.593-312

単位:mm DIMENSIONS IN MM. DO NOT SCALE PRINT

PRINT DIST

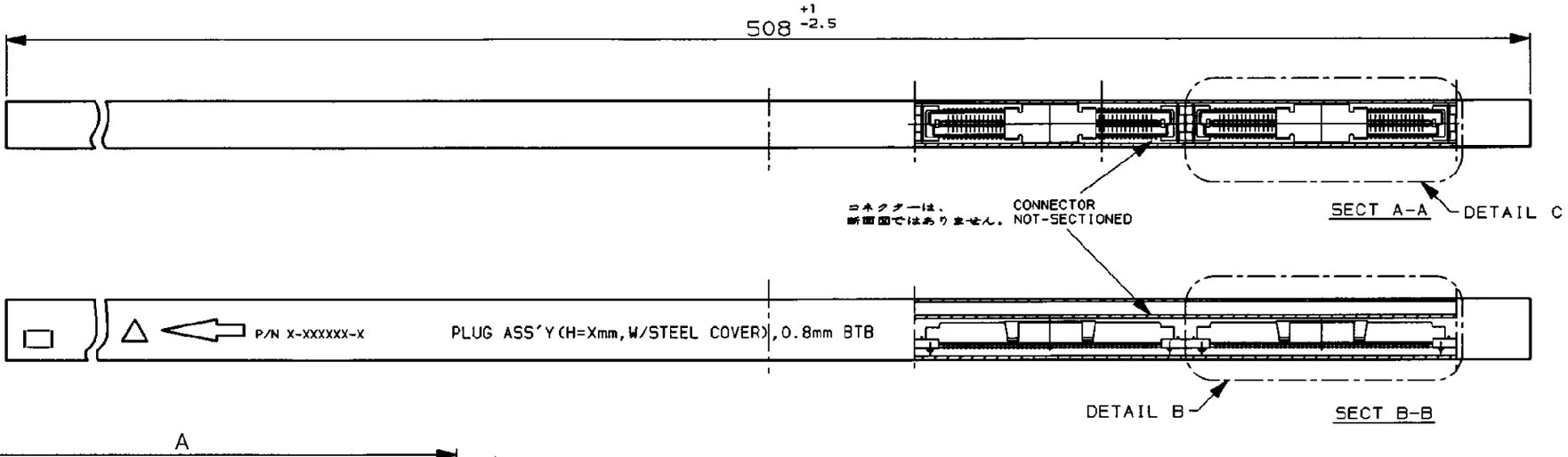

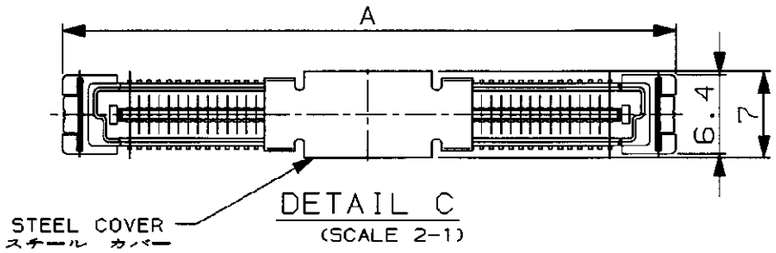

DETAIL C
(SCALE 2-1)

NOTE;

1. THIS ITEM IS PRELIMINARY.

2. THIS PRODUCT WAS COATED BY FLUX-PENETRATION -INHIDITING AGENT.

3. OBSOLETE PARTS: OBSOLETE CIS STREAMLINING PER D.RENAUD/D.SINISI

注記;

1. このアイテムは、製品化準備中です。

2. 本製品はフラックス上り防止剤処理済み。

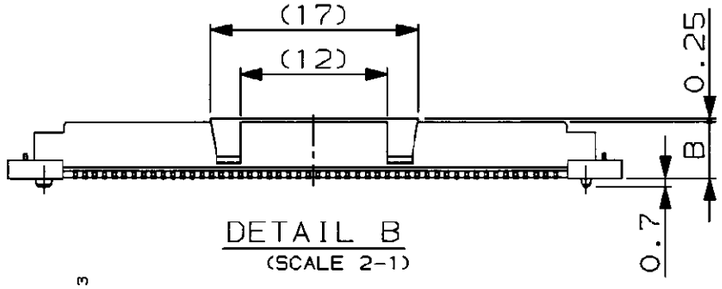

DETAIL B
(SCALE 2-1)

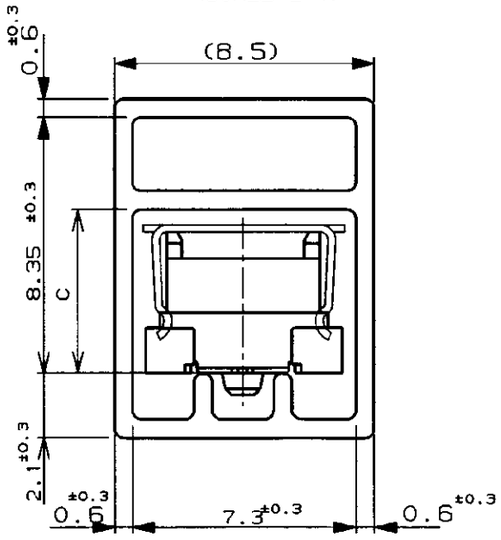

DETAIL A
(SCALE 5-1)

5				90	1- -0	200	7- -0	5				90	1- -0	200	3- -0	B
5				82	-9	180	5- -9	5				82	-9	180	2- -9	
6				74	-8	160	6- -8	6				74	-8	160	2- -8	
7				66	-6	140	5- -6	7				66	-6	140	2- -6	
8				58	-5	120	6- -5	8				58	-5	120	2- -5	
9	1 8H	8.35	7.6	50	179106-4	100	6-179485-4	9	1 6H	6.35	5.6	50	179102-4	100	2-179485-4	
5				90	1- -0	200	5- -0	5				90	1- -0	200	1- -0	
5				82	-9	180	4- -9	5				82	-9	180	-9	
6				74	-8	160	4- -8	6				74	-8	160	-8	
7				66	-6	140	4- -6	7				66	-6	140	-6	
8				58	-5	120	4- -5	8				58	-5	120	-5	
9	1 7H	7.35	6.6	50	179104-4	100	4-179485-4	9	1 5H	5.35	4.6	50	177935-4	100	179485-4	
数量 /チューブ QTY/TUBE	TYPE	C	B	A	CONN P/N コネクター型番	POS. 極数	チューブパック型番 TUBE PACK P/N	数量 /チューブ QTY/TUBE	TYPE	C	B	A	CONN P/N コネクター型番	POS. 極数	チューブパック型番 TUBE PACK P/N	

LTR	変更 (REVISION RECORD)	DR	CHK	DATE
B1	REVISED ECO-10-000444	KK	AEG	09JAN 10
B	REVISED FJ00-5380-96	T.K		19-SEP-96
A	REVISED FJ00-0653-94	I.E	Y.Y	24-JAN-'94
0	RELEASED FJ00-0653-94	T.K	I.E	10-DEC-'93

Copyright ©1993年 日本エー・エム・ピー株式会社

Copyright ©1993 AMP (Japan), LTD. ALL RIGHTS RESERVED.

AMP 日本エー・エム・ピー株式会社 Kawasaki, Japan

他合電線断面積 (WIRE RANGE)	被覆外径 (INSULATION DIA.)
mm² (AWG -)	mmø
材料 (MATERIAL)	仕上 (FINISH)
DR. 10-DEC-'93 T.KUSUHARA	DE. 10-DEC-'93 T.KUSUHARA
CHK. 10-DEC-'93 I.ENOMOTO	APP. 24-JAN-'94 Y.YOSHIMURA

名称 (NAME)
PLUG A'SSY WITH SOLDER PEG (WITH STEEL COVER IN TUBE) ,FH 0.8MM PITCH B-T-B CONNECTOR.

一般公差 (GENERAL TOLERANCE)
10以下 ; ±0.2
10を超え 30以下 ; ±0.25
30を超え 100以下 ; ±0.3
角度 ; ±3°

B	LOC J	番号 (No.) C-179485
尺度 (SCALE) 1-1	REV. B1	SHEET 1 OF 1

AMP-J REV.10/'83

(CUSTOMER DRAWING) 参考図面