THIS DRAWING IS UNPUBLISHED. RELEASED FOR PUBLICATION ,19 .
(C) COPYRIGHT 19 BY AMP INCORPORATED. ALL RIGHTS RESERVED.

LOC	DIST
CM	54

REVISIONS

P	LTR	DESCRIPTION	DATE	DWN	APVD
	0	RELEASED PER PR CM 98-84	9-16-98	BL	RS

1. ACCEPTS CONTACT P/N 770601-1.
2. DIMENSIONS IN BRACKETS ARE IN INCHES.
3. ACCEPTS MTA-100 KEYING PLUG P/N 641994-1.

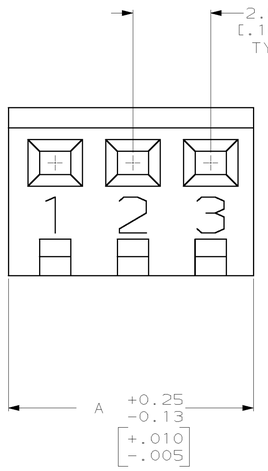

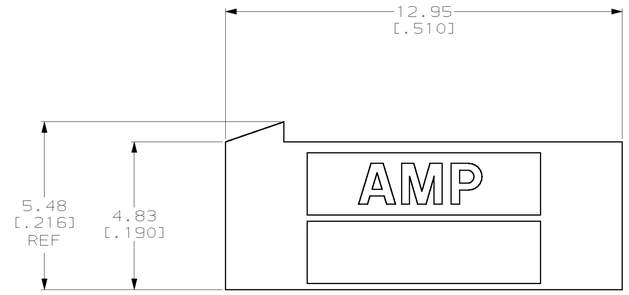

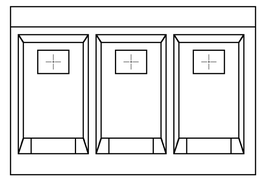



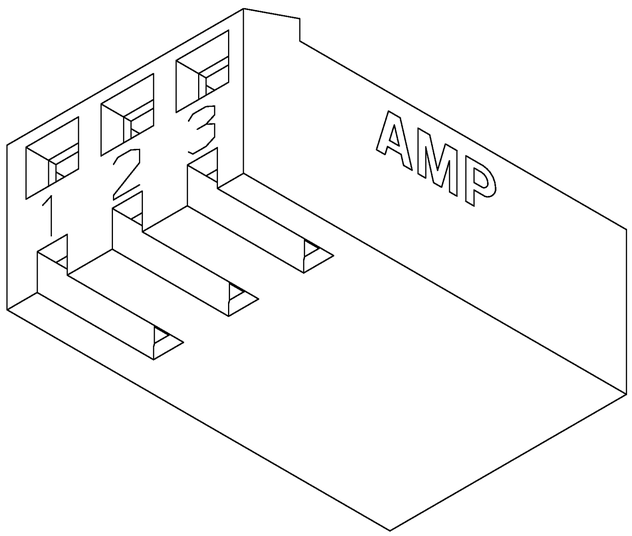

3-DIMENSIONAL MODEL
NTS

.320	8.13	3	647284-3
IN	MM	NO. OF CIRCUITS	PART NUMBER
A			

METRIC

THIS DRAWING IS A CONTROLLED DOCUMENT.

DIMENSIONS, INCHES

TOLERANCES UNLESS OTHERWISE SPECIFIED.
0 PLC ±-
1 PLC ±-
2 PLC ±-
3 PLC ±0.13[.005]
4 PLC ±-
ANGLES ±0°30'

MATERIAL NYLON,UL 94V-0,NATURAL
FINISH –

DWN B. LEWIS 9-16-98
CHK R. SWING 9-16-98
APVD R. GENTRY 9-16-98

PRODUCT SPEC –
APPLICATION SPEC –
WEIGHT –

CUSTOMER DRAWING

AMP Incorporated
Harrisburg, PA 17105-3608

NAME HOUSING,SPECIAL,CST-100

SIZE	CAGE CODE	DRAWING NO	RESTRICTED TO
A1	00779	C- 647284	–

SCALE 10:1 SHEET 1 OF 1 REV 0

AMP 4805 REV 11JUN97