

Bus system cable - SAC-4P-M12MSD/ 5,0-933/M12MSD - 1524381

Please be informed that the data shown in this PDF Document is generated from our Online Catalog. Please find the complete data in the user's documentation. Our General Terms of Use for Downloads are valid (<http://download.phoenixcontact.com>)



Bus system cable, PROFINET, PROFINET, 4-position, PVC, Green RAL 6018, shielded, Plug straight M12, D-coded, on Plug straight M12, D-coded, Cable length: 5 m



Key commercial data

Packing unit	1 1
Weight per Piece (excluding packing)	361.05 GRM
Custom tariff number	85444290
Country of origin	Poland

Technical data

Dimensions

Length of cable	5 m
-----------------	-----

Ambient conditions

Ambient temperature (operation)	-25 °C ... 90 °C (Plug / socket)
Degree of protection	IP65
	IP67

General

Note	This product corresponds to the PROFINET Cabling and Interconnection Technology Guideline for PROFINET regulations, version 2.00, order no: 2.252, Chapter 10.1 Cord Sets for Balanced Cabling
Rated current at 40°C	4 A
Rated voltage	250 V
Number of positions	4
Contact resistance	≤ 5 mΩ
Insulation resistance	≥ 100 MΩ
Coding	D - data
Signal type/category	PROFINET

Bus system cable - SAC-4P-M12MSD/ 5,0-933/M12MSD - 1524381

Technical data

General

Status display	No
Surge voltage category	II
Pollution degree	3
Insertion/withdrawal cycles	≥ 100

Material

Inflammability class according to UL 94	V0
Contact material	CuSn
Contact surface material	Ni/Au
Contact carrier material	PA 66
Material of grip body	TPU, hardly inflammable, self-extinguishing
Material, knurls	Zinc die-cast, nickel-plated
Sealing material	NBR

Cable

Cable type	PROFINET PVC stranded CAT5e
Cable type (abbreviation)	93B
UL AWM style	21694
Cable structure	1x4xAWG22/7; SF/TQ
Conductor cross section	4x 0.34 mm ²
AWG signal line	22
Conductor structure signal line	7x 0.25 mm
Core diameter including insulation	approx. 1.5 mm
Wire colors	White, yellow, blue, orange
Overall twist	Star quad
Shielding	Aluminum-coated foil, tinned copper braided shield
Optical shield covering	85 %
External sheath, color	Green RAL 6018
Outer sheath thickness	approx. 0.9 mm
External cable diameter D	6.5 mm ± 0.2 mm
Minimum bending radius, fixed installation	3 x D
Minimum bending radius, flexible installation	7 x D
Torsion force	± 180 °/m (30,000 torsion cycles)
Cable weight	67 kg/km
Outer sheath, material	PVC
Material, inner sheath	PVC
Material conductor insulation	PE
Conductor material	Tin-plated Cu litz wires

Bus system cable - SAC-4P-M12MSD/ 5,0-933/M12MSD - 1524381

Technical data

Cable

Insulation resistance	≥ 500 MΩ*km
Conductor resistance	≤ 120 Ω/km
Transmission characteristics (category)	CAT5 (IEC 11801:2002), CAT5e (TIA 568B:2001)
Working capacitance	52 pF
Wave impedance	100 Ω ± 15 Ω (At 100 MHz)
Signal runtime	5.3 ns/m
Coupling resistance	≤ 20.00 mΩ/m
Nominal voltage, cable	600 V
Test voltage Core/Core	2000 V (50 Hz, 1 min.)
Test voltage Core/Shield	2000 V (50 Hz, 1 min.)
Flame resistance	According to UL 1685 (CSA FT 4)
Resistance to oil	Resistant to oil to a limited extent
Other resistance	UV resistant According to UL 1581, Section 1200
Ambient temperature (operation)	-40 °C ... 70 °C (cable, fixed installation)
	-40 °C ... 70 °C (cable, flexible installation)

Classifications

eCl@ss

eCl@ss 4.0	27060306
eCl@ss 4.1	27060306
eCl@ss 5.0	27061801
eCl@ss 5.1	27061801
eCl@ss 6.0	27061801
eCl@ss 7.0	27061801
eCl@ss 8.0	27061801

ETIM

ETIM 2.0	EC000830
ETIM 3.0	EC001855
ETIM 4.0	EC001855
ETIM 5.0	EC001855

UNSPSC

UNSPSC 6.01	31251501
UNSPSC 7.0901	31251501
UNSPSC 11	31251501
UNSPSC 12.01	31251501

Bus system cable - SAC-4P-M12MSD/ 5,0-933/M12MSD - 1524381

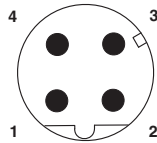
Classifications

UNSPSC

UNSPSC 13.2	31251501
-------------	----------

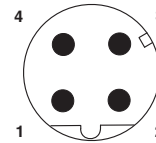
Drawings

Schematic diagram




Pin assignment M12 male connector, 4-pos., D-coded, male side

Schematic diagram



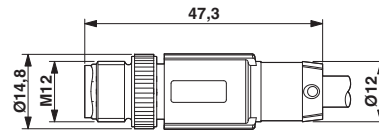
Pin assignment M12 male connector, 4-pos., D-coded, male side

Cable cross section



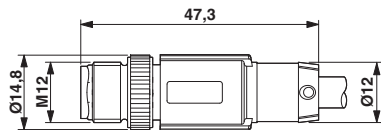
PROFINET [93B]

Dimensioned drawing



Plug, M12 x 1, straight, shielded

Dimensioned drawing



Plug, M12 x 1, straight, shielded

Circuit diagram

