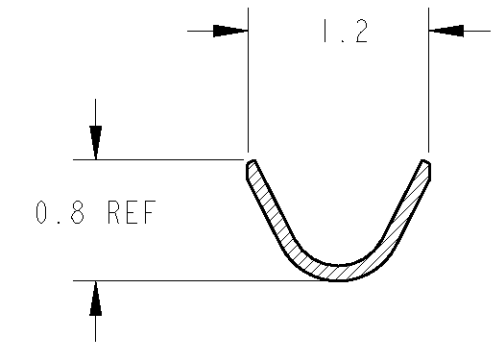
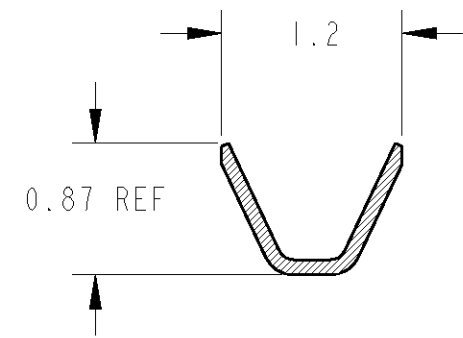
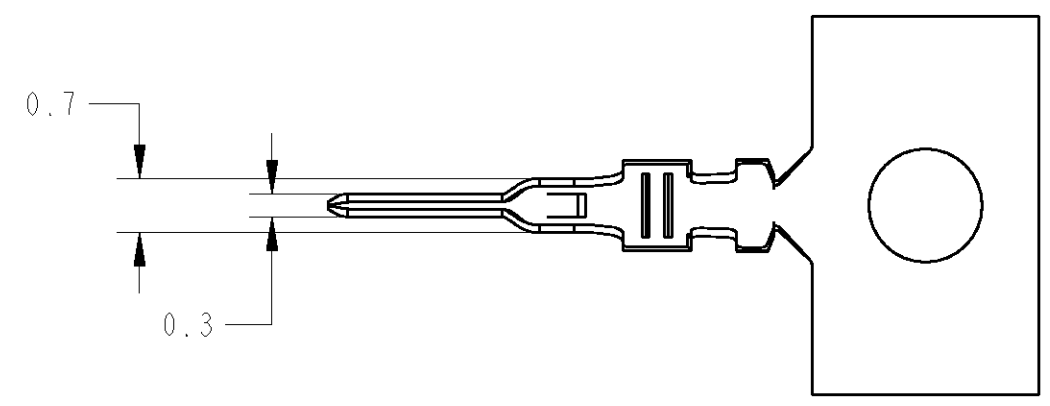


THIS DRAWING IS UNPUBLISHED. RELEASED FOR PUBLICATION 2004
 © COPYRIGHT 2004 BY TYCO ELECTRONICS CORPORATION. ALL RIGHTS RESERVED.

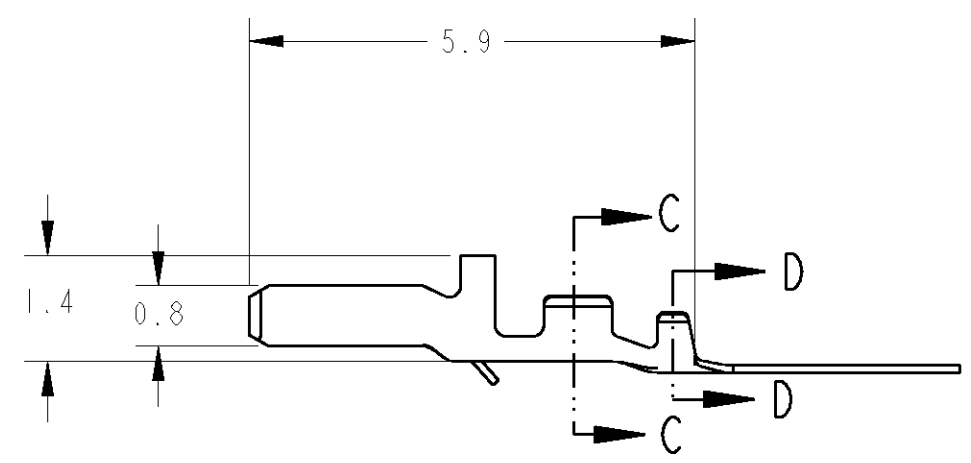
LOC	DIST	REVISIONS						
		P	LTR	DESCRIPTION	ECN	DATE	DWN	APVD
J	-		O	RELEASED	FJD0-0280-04	27AUG2004	Y.K	D.M
			A	REVISED		30NOV2007	H.U	O.A



-1;本図
-1;AS SHOWN

断面 C-C
スケール 20:1

断面 D-D
スケール 20:1



- ① 材料;黄銅。
MATERIAL; Brass.
- ② 仕上げ;全面に1.27μm以上のニッケル下地めっき。
接触部及び圧着部に0.2μm以上の金めっき。
FINISH; Ni UNDER PLATING 1.27μm MIN. ALL SURFACE.
CONTACT AND CRIMP AREA; Au PLATING 0.2μm MIN.
- ③ AWG#26, AWG#28対応;
対応電線: UL1508 AWG#26 素線数/素線径: 7/0.16mm² 絶縁被覆径: φ7.8(φ8.2)
対応電線: UL1508 AWG#28 素線数/素線径: 7/0.127mm² 絶縁被覆径: φ6.8
WIRE SIZE AWG#26, AWG#28;
APPLICABLE WIRES: UL1508 AWG#26 NUMBER OF CONDUCTORS/ DIAMETER OF A CONDUCTOR: 7/0.16mm² INSULATION DIAMETER: φ7.8(φ8.2)
APPLICABLE WIRES: UL1508 AWG#28 NUMBER OF CONDUCTORS/ DIAMETER OF A CONDUCTOR: 7/0.127mm² INSULATION DIAMETER: φ6.8

THIS DRAWING IS A CONTROLLED DOCUMENT FOR TYCO ELECTRONICS CORPORATION
IT IS SUBJECT TO CHANGE AND THE CONTROLLING ENGINEERING ORGANIZATION
SHOULD BE CONTACTED FOR THE LATEST REVISION.

DIMENSIONS: 単位: 毫 mm	TOLERANCES UNLESS OTHERWISE SPECIFIED: 一般公差 ±0.2 0-PLC ± 1-PLC ±0.5 2-PLC ±0.13 3-PLC ±0.013 4-PLC ±0.000J ANGLES ±3	DWN Y.KATO 26AUG2004 CHK D.MITSUGI 27AUG2004 APVD D.MITSUGI 27AUG2004	WIRE RANGE 対応電線断面積 ③	INSULATION DIA 被覆外径 ③
MATERIAL 材料 ①	FINISH 仕上 ②	PRODUCT SPEC 108-5865-1 APPLICATION SPEC 114-5334-1 WEIGHT -	Tyco Electronics Tyco Electronics AMP K.K. Kawasaki, Japan	

NAME 名称		POST CONTACT MINI VP 1.0mm W to B CONN.		
SIZE A3	CAGE CODE 00779	DRAWING NO 番号 C=1747469	RESTRICTED TO -	
CUSTOMER DRAWING		SCALE 尺度 10:1	SHEET 1	OF 1