


# REL-MR 4,5DC/21AU


Order No.: 2961370



<http://eshop.phoenixcontact.de/phoenix/treeViewClick.do?UID=2961370>

Pluggable miniature relay, with multi-layer contact, 1 PDT, input voltage 4.5 V DC

## Commercial data

GTIN (EAN)	 4 017918 730857
Note	Made-to-order
sales group	G084
Pack	10 pcs.
Customs tariff	85364900
Catalog page information	Page 92 (IF-2009)

## Product notes

WEEE/RoHS-compliant since:  
04/20/2007



<http://www.download.phoenixcontact.com>  
Please note that the data given here has been taken from the online catalog. For comprehensive information and data, please refer to the user documentation. The General Terms and Conditions of Use apply to Internet downloads.

## Technical data

### Coil side

Nominal input voltage $U_N$	4.5 V DC
Nominal input current at $U_{IN}$	38 mA
Typical response time	5 ms
Typical release time	2.5 ms
Coil resistance	119 $\Omega$ $\pm$ 10 % (at 20°C)

**Contact side**

Contact type	Single contact, 1-PDT
Contact material	AgSnO, hard gold-plated
Maximum switching voltage	30 V AC 36 V DC
Minimum switching voltage	100 mV (at 10 mA)
Maximum inrush current	(on request)
Min. switching current	1 mA (at 24 V)
Limiting continuous current	50 mA
Interrupting rating (ohmic load) max.	1.2 W (at 24 V DC)
Note	<b>the following values are applicable if a gold layer is destroyed</b>
Maximum switching voltage	250 V AC
Minimum switching voltage	5 V (at 100 mA)
Limiting continuous current	6 A
Min. switching current	10 mA (at 12 V)
Interrupting rating (ohmic load) max.	140 W (at 24 V DC) 20 W (for 48 V DC) 18 W (for 60 V DC) 23 W (for 110 V DC) 40 W (for 220 V DC) 1500 VA (for 250 V AC)

**General data**

Width	5 mm
Height	28 mm
Depth	15 mm
Test voltage relay winding/relay contact	4 kV AC (50 Hz, 1 min.)
Ambient temperature (operation)	-40 °C ... 85 °C
Ambient temperature (storage/transport)	-40 °C ... 85 °C
Operating mode	100% operating factor
Mechanical service life	2 x 10 <sup>7</sup> cycles
Standards/regulations	IEC 60664 EN 50178 IEC 62103
Pollution degree	3

Surge voltage category	III
Mounting position	Any
Assembly instructions	In rows with zero spacing

**Connection data**

Type of connection	Plug / solder connection
--------------------	--------------------------

**Certificates / Approvals**



Certification

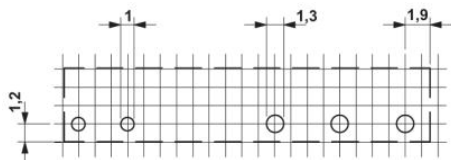
CUL, GL, GOST, UL, VDE-PZI, VDE-PZI

**Additional products**

Item	Designation	Description
<b>General</b>		
2980241	PLC-BSC- 5DC/ 1/ACT	6.2 mm PLC actuator basic terminal blocks with screw connection method, input voltage 5 V DC(without relay or optocoupler)
2980225	PLC-BSC- 5DC/21	6.2 mm PLC basic terminal blocks with screw connection method, input voltage 5 V DC(without relay or optocoupler)
2980254	PLC-BSP- 5DC/ 1/ACT	6.2 mm PLC PLC actuator basic terminal blocks with spring-cage connection method, input voltage 5 V DC(without relay or optocoupler)
2980238	PLC-BSP- 5DC/21	6.2 mm PLC basic terminal blocks with spring-cage connection method, input voltage 5 V DC(without relay or optocoupler)

**Diagrams/Drawings**

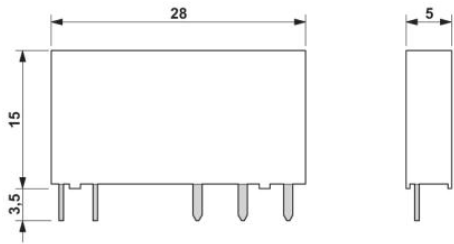
Drilling plan/solder pad geometry



a = pitch division 1.25 mm and 1.27 mm

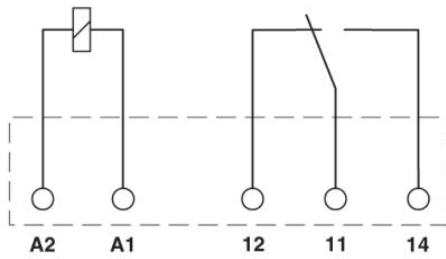
Dimensioned drawing

---



Circuit diagram

---



**Address**

PHOENIX CONTACT Deutschland GmbH  
Flachmarktstr. 8  
32825 Blomberg, Germany  
Phone +49 5235 3 12000  
Fax +49 5235 3 41200  
<http://www.phoenixcontact.de>



© 2011 Phoenix Contact  
Technical modifications reserved;